

DB151(S)~DB157(S)

**SINGLE PHASE 1.5AMPS.
GLASS PASSIVATED BRIDGE
RECTIFIERS**

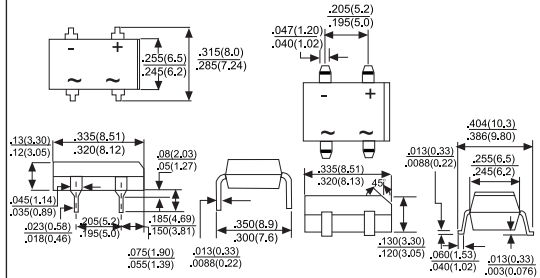
**Voltage Range
50 to 1000 Volts
Current
1.5Ampere**

FEATURES

- UL Recognized File # E-230084
- Ideal for printed circuit board
- Reliable low cost construction utilizing molded plastic technique
- High surge current capability
- High temperature soldering guaranteed: 250°C/10 seconds at 5 lbs.,(2.3kg) tension
- Small size, simple installation
- Leads solderable per MIL-STD-202, Method 208

DB

DBS



Dimensions in inches and (millimeters)

MAXIMUM RATINGS AND ELECTRICAL CHARACTERISTICS

Rating at 25°C ambient temperature unless otherwise specified.
Single phase, half wave, 60Hz, resistive or inductive load.
For capacitive load, derate current by 20%

Type Number		DB151	DB152	DB153	DB154	DB155	DB156	DB157	UNITS
		DB 151S	DB 152S	DB 153S	DB 154S	DB 155S	DB 156S	DB 157S	
Maximum Repetitive Peak Reverse Voltage	V _{RRM}	50	100	200	400	600	800	1000	V
Maximum RMS Voltage	V _{RMS}	35	70	140	280	420	560	700	V
Maximum DC Blocking Voltage	V _{DC}	50	100	200	400	600	800	1000	V
Maximum Average Forward Rectified Current @ TA = 40°C	I _{F(AV)}	1.5							A
Peak Forward Surge Current 8.3 ms Single Half Sine-wave Superimposed on Rated load (JEDEC method)	I _{FSM}	50							A
Maximum Instantaneous Forward Voltage Drop Per Leg @ 1.5A	V _F	1.1							V
Maximum DC Reverse Current @ TA = 25°C @ TA = 125°C	I _R	10 500							uA uA
Operating Temperature Range	T _J	-55 to +150							°C
Storage Temperature Range	T _{STG}	-55 to +150							°C

RATING AND CHARACTERISTIC CURVES DB151(S) THRU DB157(S)

FIG.1 - MAXIMUM DERATING CURVE FOR OUTPUT RECTIFIED CURRENT

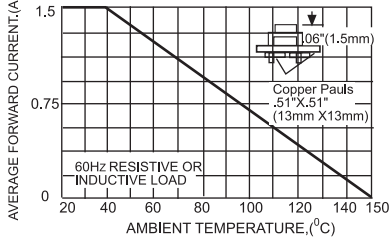


FIG.2 - MAXIMUM NON-REPETITIVE PEAK FORWARD SURGE CURRENT PER BRIDGE ELEMENT

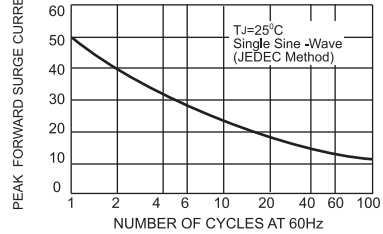


FIG.3-TYPICAL REVERSE CHARACTERISTICS PER BRIDGE ELEMENT

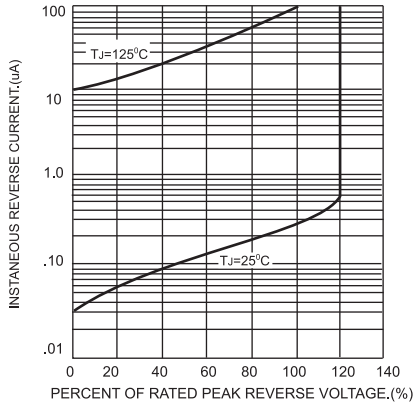


FIG.4-TYPICAL FORWARD CHARACTERISTICS PER BRIDGE ELEMENT

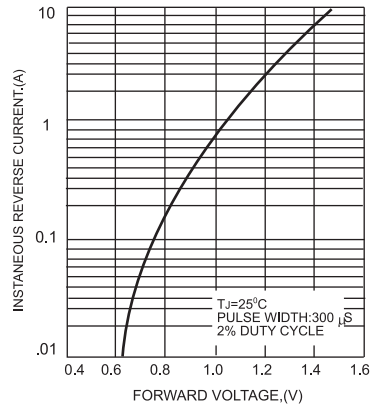


FIG.5-TYPICAL JUNCTION CAPACITANCE PER BRIDGE ELEMENT

