

RATING AND CHARACTERISTIC CURVES

GBL005 thru GBL10

FIG.1 - MAXIMUM NON-REPETITIVE SURGE CURRENT

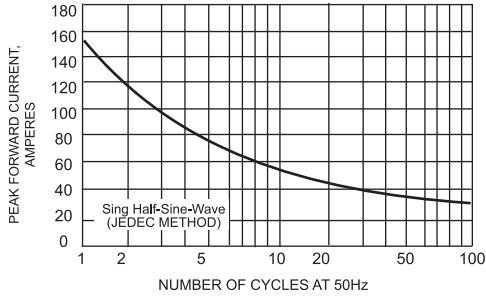


FIG.2 - FORWARD DERATING CURRENT

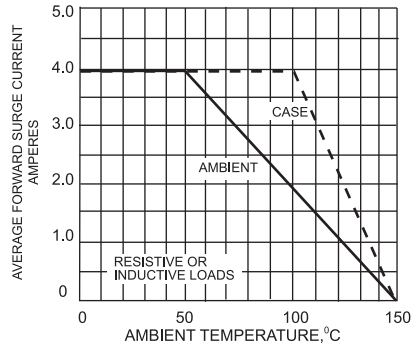


FIG.4 - TYPICAL FORWARD CHARACTERISTICS

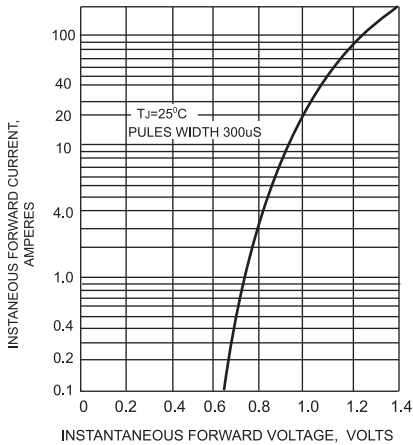


FIG.4 - TYPICAL REVERSE CHARACTERISTICS

