

# GBL4005 THRU GBL410

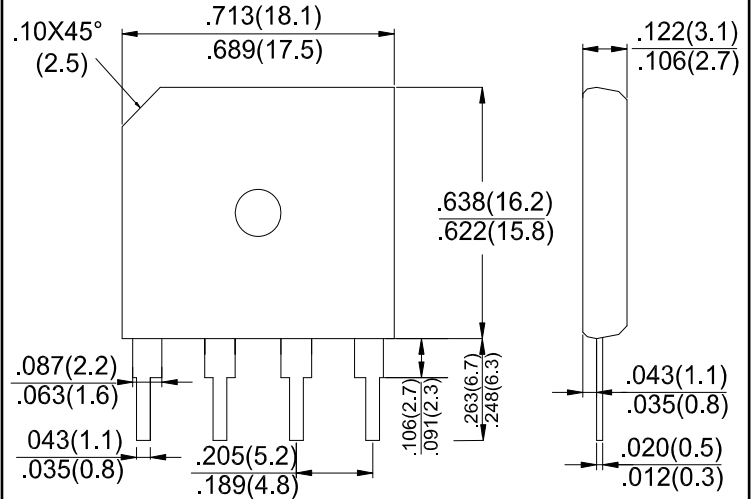
**SINGLE PHASE 4.0AMPS.  
GLASS PASSIVATED BRIDGE  
RECTIFIERS**

**Voltage Range  
50 to 1000 Volts  
Current  
4.0 Amperes**

## FEATURES

- Surge overload rating - 125 amperes peak
- Ideal for printed circuit board
- Plastic material has underwriters laboratory flammability classification 94V-0
- Mounting position: Any
- Weight: 0.076 ounces , 2.15 grams

## GBL



Dimensions in inches and (millimeters)

## MAXIMUM RATINGS AND ELECTRICAL CHARACTERISTICS

Rating at 25°C ambient temperature unless otherwise

specified. Single phase, half wave, 60Hz, resistive or inductive

load. For capacitive load, derate current by 20%

CHARACTERISTICS	SYMBOL	GBL	GBL	GBL	GBL	GBL	GBL	GBL	UNIT
		4005	401	402	404	406	408	410	
Maximum Recurrent Peak Reverse Voltage	V <sub>RRM</sub>	50	100	200	400	600	800	1000	V
Maximum RMS Bridge Input Voltage	V <sub>RMS</sub>	35	70	140	280	420	560	700	V
Maximum DC Blocking Voltage	V <sub>DC</sub>	50	100	200	400	600	800	1000	V
Maximum Average Forward Rectified Output Current @ T <sub>A</sub> =50°C (Note1)	I <sub(av)< sub=""></sub(av)<>	4.0							A
Peak Forward Surge Current 8.3ms Single Half Sine-Wave Super Imposed on Rated Load	I <sub>FSM</sub>	125							A
Maximum Forward Voltage Drop Per Bridge Element at 4.0A Peak	V <sub>F</sub>	1.1							V
Maximum Reverse Current at Rated DC Blocking Voltage	I <sub>R</sub>	10.0							uA
Maximum Reverse Current at Rated DC Blocking Voltage @ T <sub>A</sub> =150°C	I <sub>R</sub>	1.0							mA
Operating Temperature Range	T <sub>J</sub>	-55 to +150							°C
Storage Temperature Range	T <sub>STG</sub>	-55 to +150							°C

Note:1. Mounting conditions, 0.5" lead length maximum.

# RATING AND CHARACTERISTIC CURVES GBL4005 THRU GBL410

FIG.1-MAXIMUM NON-REPETITIVE SURGE CURRENT

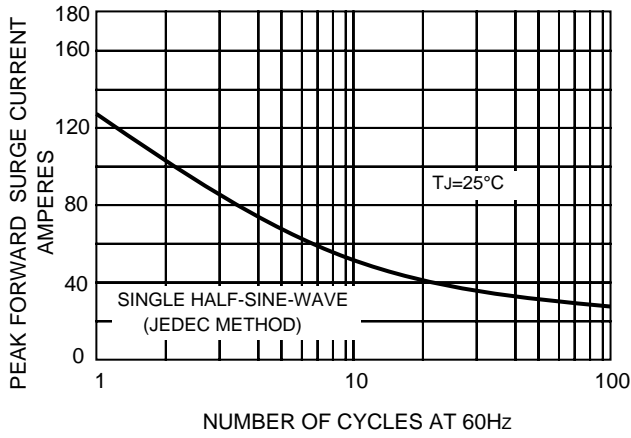


FIG.2-FORWARD DERATING CURRENT

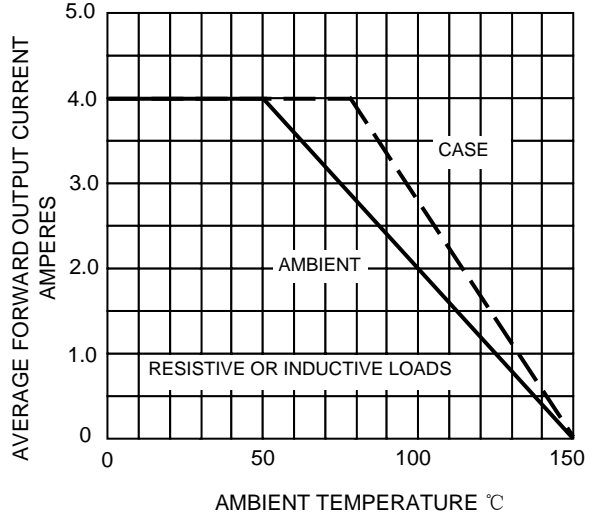


FIG.2-TYPICAL FORWARD CHARACTERISTICS

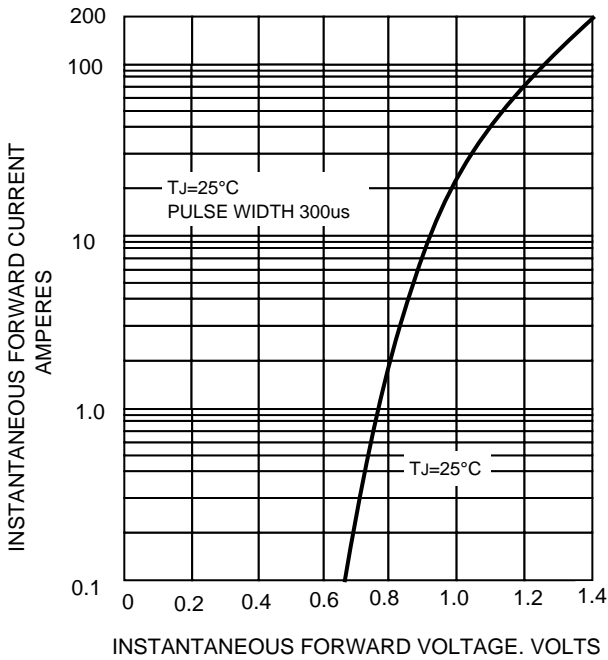


FIG.4-TYPICAL REVERSE CHARACTERISTICS

